

Tunisia at a Crossroads

Findings from the fifth wave of the Arab Barometer

Michael Robbins^{1, 2} Kathrin Thomas¹

¹ Princeton University

²University of Michigan

9 July 2019



About Arab Barometer

- ▶ **5** waves, **15** countries, **50** nationally representative surveys, over **70,000** interviews
- ▶ Multi-topic surveys developed in close collaboration with our steering committee & regional partners
- ▶ Face-to-face interviews implemented on area probability samples of adults aged 18 and above
- ▶ Data allow for demographic comparisons and trend analysis
- ▶ Local partners in each country carry out fieldwork
- ▶ All data are publicly available for download and free of charge at www.arabbarometer.org

Data Quality

- ▶ Extensive training of interviewers and fieldwork team
- ▶ Increased oversight by an independent third party using standard practices suggested by the American Association of Public Opinion Research (AAPOR)
- ▶ Almost exclusively Computer Assisted Personal Interviewing (CAPI) allowing near real-time monitoring
- ▶ Specially developed software flags any suspicious interviews automatically
- ▶ Extensive examination of the data during and after fieldwork to ensure high quality

Online Data Analysis Portal

ONLINE DATA ANALYSIS (AB Wave 4)

AB1 AB2 AB3 AB4

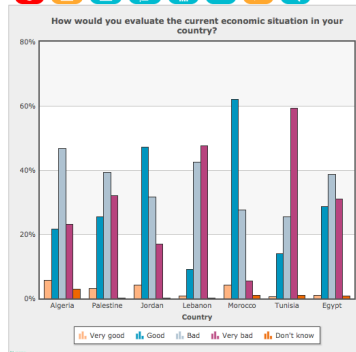
« » How would you evaluate the current economic situation in your country?

Remove Change Filter by Country

Add filter Options Select countries Show NA Time series Maps

Category	Total	Country				
		Algeria	Palestine	Jordan	Lebanon	Morocco
Very good	2.7%	5.6%	3.1%	4.2%	0.7%	4.1%
Good	29.6%	21.7%	25.5%	47.0%	9.1%	62.0%
Bad	36.0%	46.6%	39.3%	31.7%	42.4%	27.6%
Very bad	30.9%	23.1%	32.0%	16.9%	47.6%	5.3%
Don't know	0.8%	2.9%	0.1%	0.1%	0.1%	0.9%
(N)	9,000 (100%)	1,200 (100%)	1,199 (100%)	1,500 (100%)	1,500 (100%)	1,200 (100%)

AB Wave 4 (Algeria, Egypt, Jordan, Lebanon, Morocco, Palestine, Tunisia)
Correlation $r = -0.03$



About the survey in Tunisia

- ▶ 2,400 face-to-face interviews in the respondent's place of residence
- ▶ Stratified sample design by governorate and settlement
- ▶ Fielded from 29 October 2018 to 4 December 2018
- ▶ Response Rate: 45.1% (AAPOR RR I)
- ▶ Local partner: One to One for Research and Polling

Tunisia in Transition

Key findings (1)

- ▶ Perceptions of economic conditions have significantly deteriorated since 2011.
- ▶ Trust in the government and parliament are low, but Tunisians have far more confidence in the security services and the judiciary.
- ▶ Nearly all Tunisians say corruption remains rampant, while fewer than half believe the government is taking steps to address the problem.
- ▶ Desire to emigrate is high and growing, especially among youth.

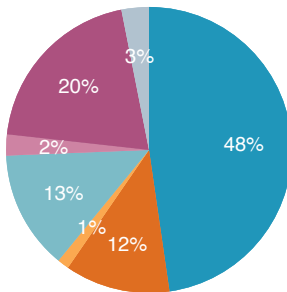
Key findings (2)

- ▶ Political interest and participation are declining, especially among youth, who are often taking to the streets to voice their frustration.
- ▶ There is a consensus that democracy is not functioning well, but little support for an alternative system of governance.
- ▶ Tunisians favor closer relations with China and Turkey compared with Western powers.
- ▶ Roughly a third of Tunisians say they are 'not religious' including almost half of youth.

Tunisia's Challenges

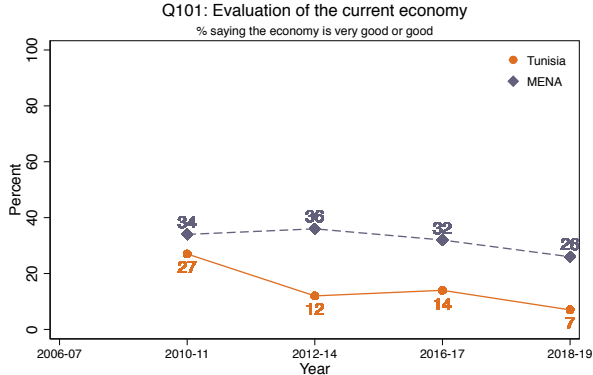
Perceived greatest challenge

Q2061A: Primary Challenge Tunisia
% saying the primary challenge is...



Note: Weighted estimates.
Source: Arab Barometer V.

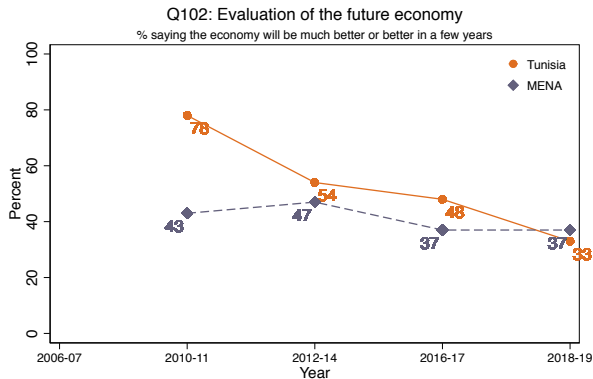
Decline in perceived economic conditions



Notes: Weighted estimates.
Source: Arab Barometer.

- ▶ 20-point fall since the revolution
- ▶ Significantly lower than the MENA average

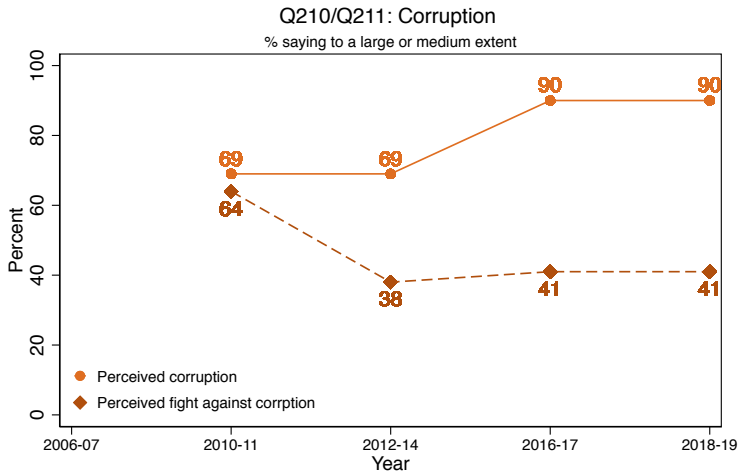
Collapse in economic optimism



Notes: Weighted estimates.
Source: Arab Barometer.

- ▶ 45-point drop since the revolution
- ▶ Government has not met citizens' expectations

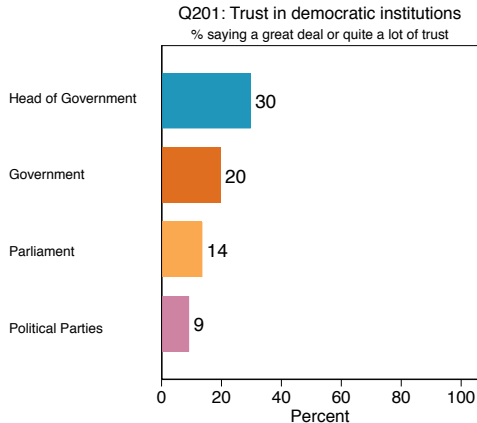
Gap between perceived corruption and fight against corruption



Notes: Weighted estimates.
Source: Arab Barometer.

Institutional Trust & Government Performance

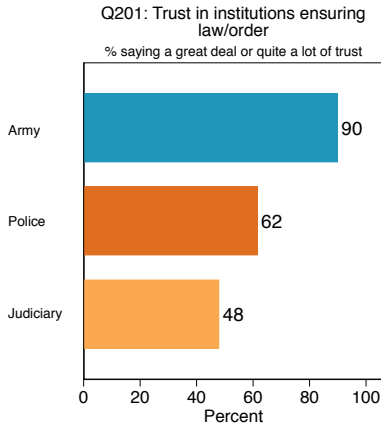
Trust in democratic institutions



Notes: Weighted estimates.
Source: Arab Barometer V.

- ▶ 30% trust the prime minister and 1-in-5 trust the government
- ▶ 14% trust parliament
- ▶ Only 1-in-10 trust political parties

Greater trust in institutions that ensure law and order

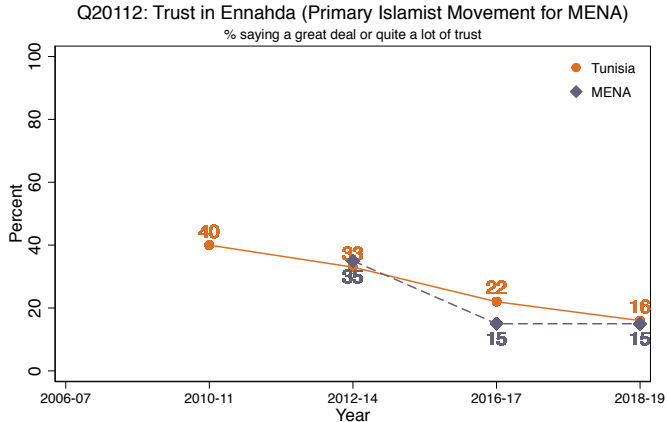


Notes: Weighted estimates.
Source: Arab Barometer V.

- ▶ Trust in security forces and the judiciary is high compared to trust in representative bodies
- ▶ 9-in-10 trust the army, roughly 6-in-10 the police, and approximately half the judiciary

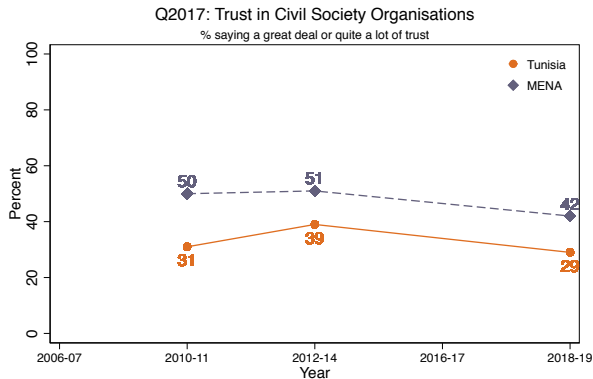
Trust in Ennahda continues to decline

- ▶ Trust has declined by 24-points since 2011



Notes: Weighted estimates.
Source: Arab Barometer.

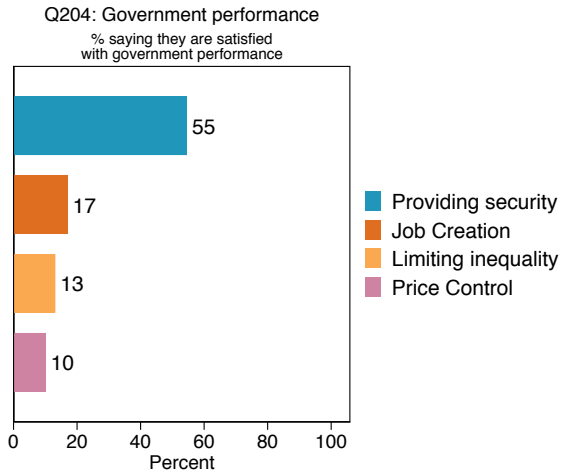
Fall in trust in civil society organizations



Notes: Weighted estimates.
Source: Arab Barometer.

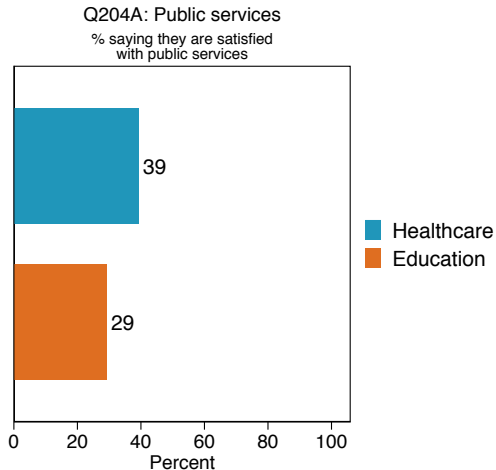
- ▶ 67% say that civil society organizations do all they can to provide citizens with services
- ▶ 49% say the same about the government

Ratings of government performance low, with the exception of provision of security



Notes: Weighted estimates.
Source: Arab Barometer V.

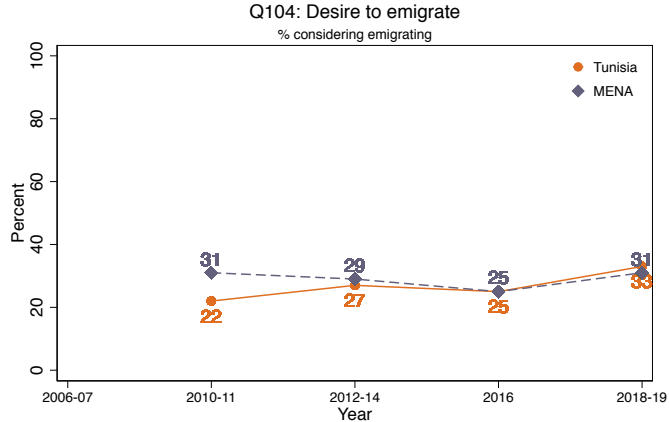
Low satisfaction with public services



Notes: Weighted estimates.
Source: Arab Barometer V.

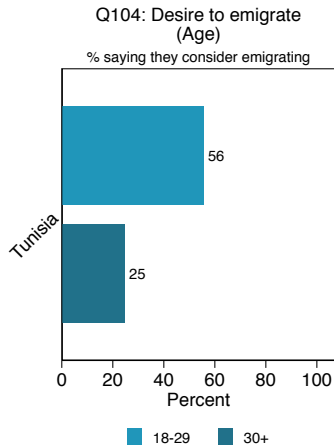
Emigration

Emigration: One third consider emigrating

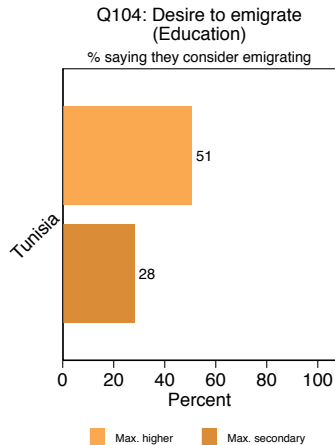


Notes: Weighted estimates.
Source: Arab Barometer.

Brain drain of the young and educated?

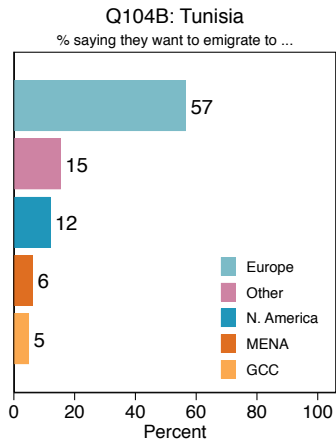


Notes: Weighted estimates.
Source: Arab Barometer V.



Notes: Weighted estimates.
Source: Arab Barometer V.

Destination & reasons vary



Notes: Weighted estimates. Potential migrants only.

Source: Arab Barometer V.

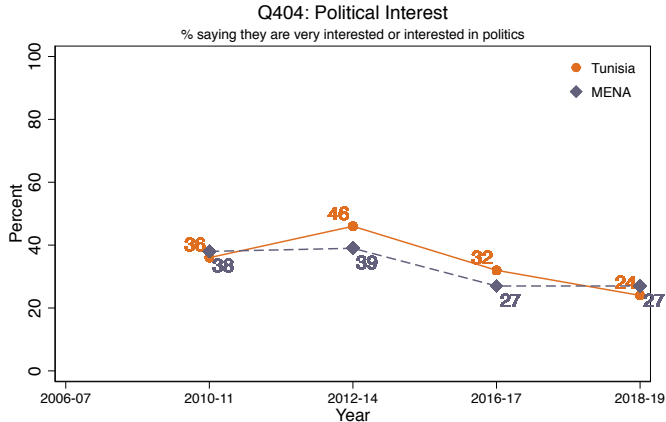
Three-quarters (73%) want to emigrate for economic reasons.

Four-in-ten are willing to leave even without the necessary papers.

Elections and Participation

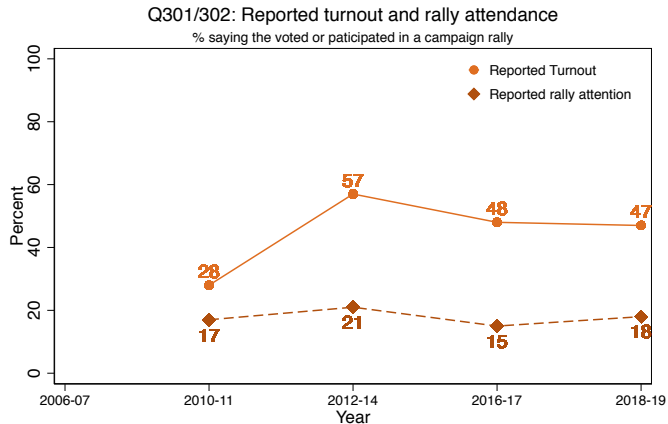
Steep decline in political interest since 2013

- ▶ Political interest dropped by 22 points over the last five years



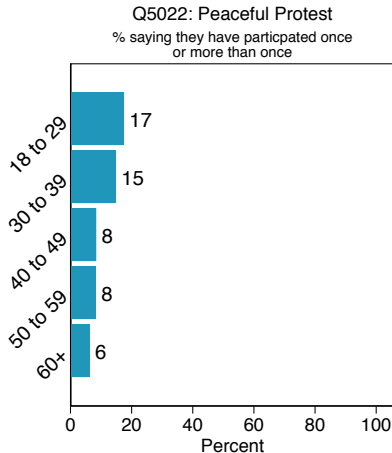
Notes: Weighted estimates.
Source: Arab Barometer.

Reported voter turnout and rally attendance relatively stable



Notes: Weighted estimates. Estimates for 2018 exclude citizens ineligible to vote in last election.
Source: Arab Barometer.

Young Tunisians more likely to take to the streets



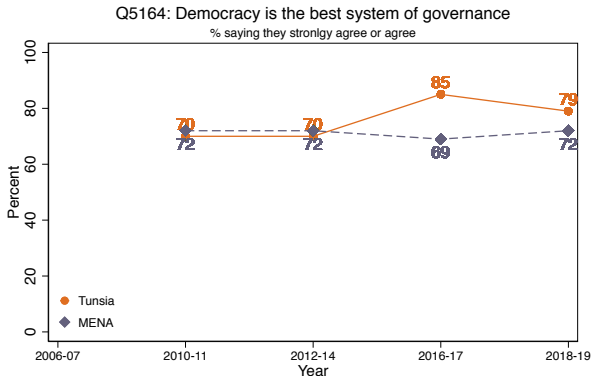
Notes: Weighted estimates.
Source: Arab Barometer V.

- ▶ Overall, 12% indicate they have taken part in peaceful demonstrations
- ▶ Youth (18-29) are about twice as likely to have participated compared to middle aged (40-49 and 50-59)
- ▶ They are almost 3 times more likely compared to those aged 60+

Democratic Values

Tunisians think democracy is the best system of government

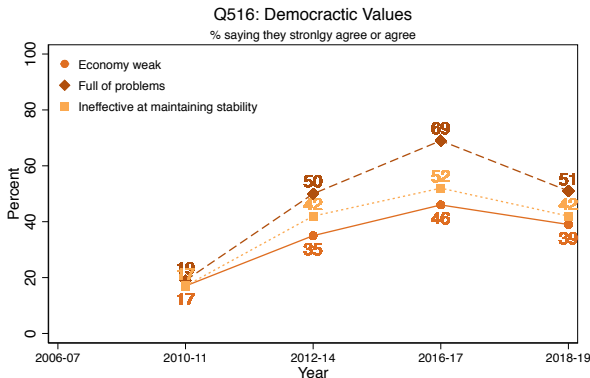
- ▶ Three-quarters believe democracy is the best system of government



Notes: Weighted estimates.
Source: Arab Barometer.

Fewer Tunisians think democracy is flawed

- ▶ Belief that democracy is indecisive dropped by 18 points since 2016
- ▶ Decline also in believe that the economy is weak (-10 points) and that democracy is ineffective in maintaining order (-7 points)

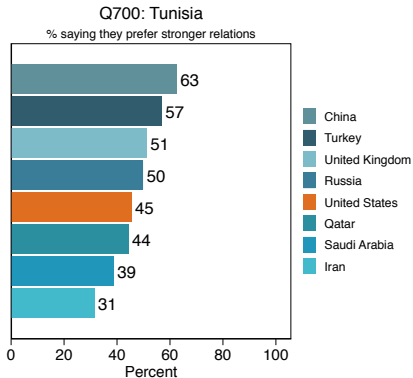


Notes: Weighted estimates.
Source: Arab Barometer.

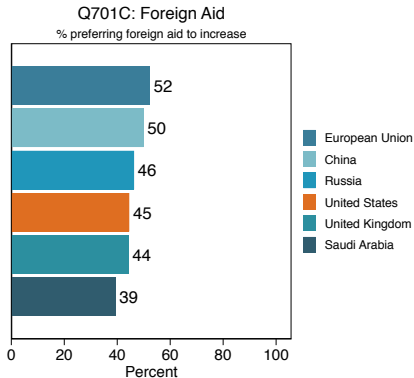
The United States and International Relations

The United States is less popular than other powers

- ▶ 45% prefer stronger ties with and more aid from the United States

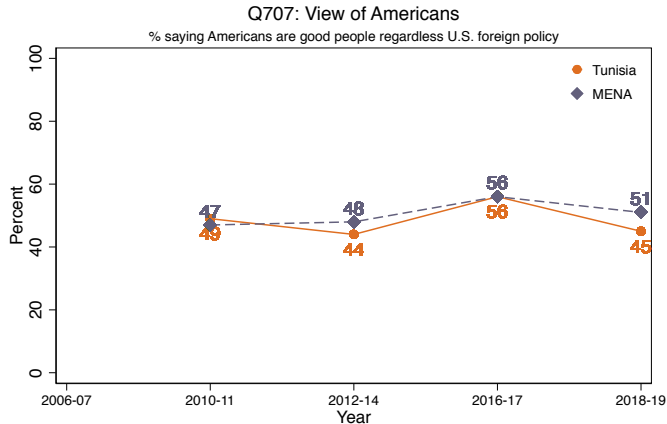


Notes: Weighted estimates.
Source: Arab Barometer V.



Notes: Weighted estimates.
Source: Arab Barometer V.

Anti-Americanism on the rise, but most reject violence against the United States

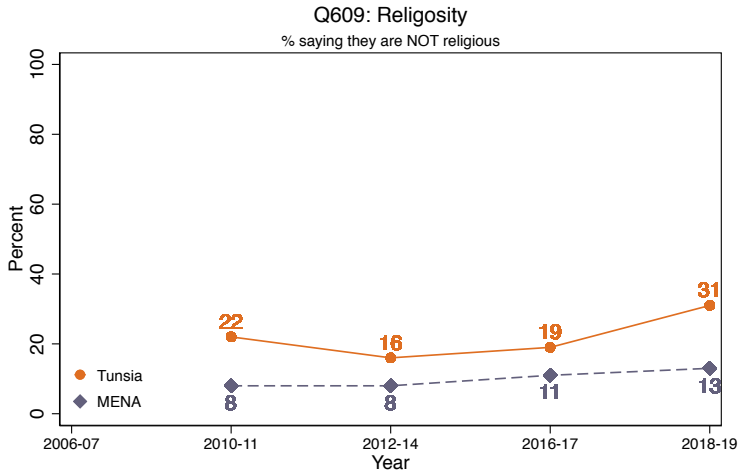


Notes: Weighted estimates.
Source: Arab Barometer.

Majority (55%) think violence against the United States is *never* justified, yet 3-in-10 think violence *may* be justified

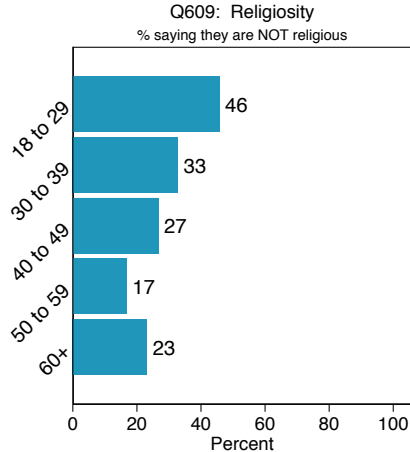
Religiosity

More Tunisians now identify as 'not religious'



Notes: Weighted estimates.
Source: Arab Barometer.

Youth twice as likely to say they are not religious compared to oldest age group



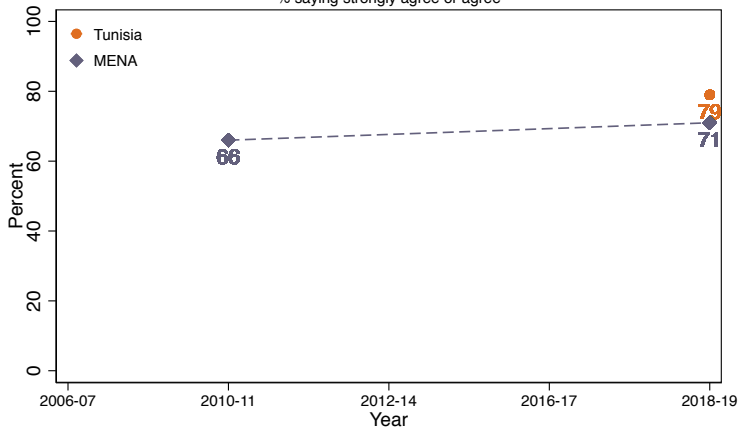
Notes: Weighted estimates.
Source: Arab Barometer V.

Women's Rights and Roles

Right to divorce

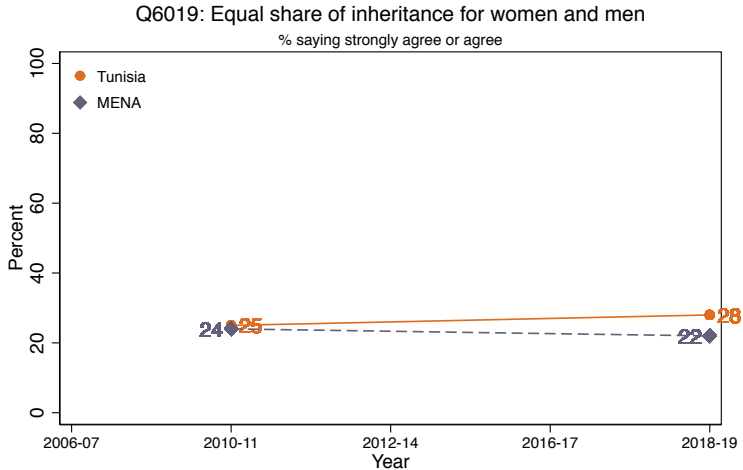
Q60114: Equal right to make the decision to divorce for women and men

% saying strongly agree or agree



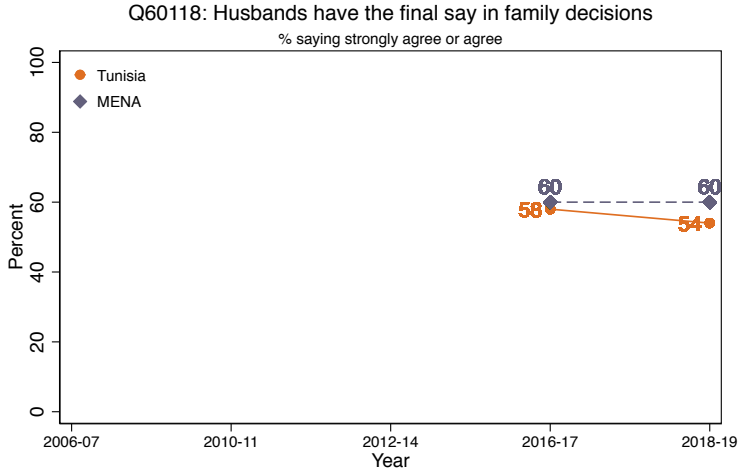
Notes: Weighted estimates.
Source: Arab Barometer.

Equal inheritance



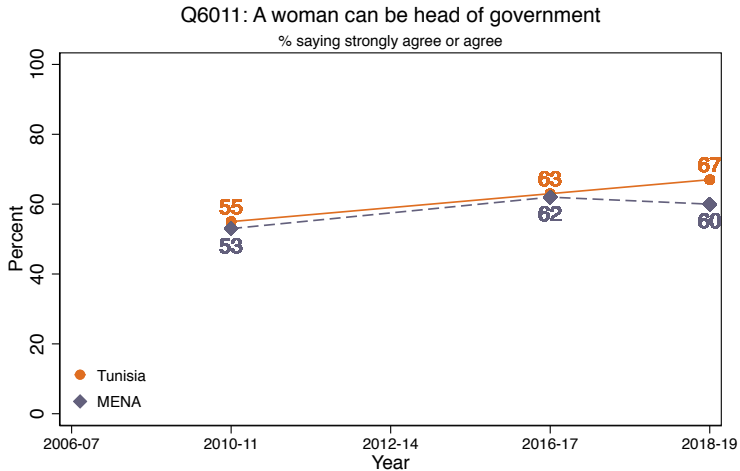
Notes: Weighted estimates.
Source: Arab Barometer.

Family decisions



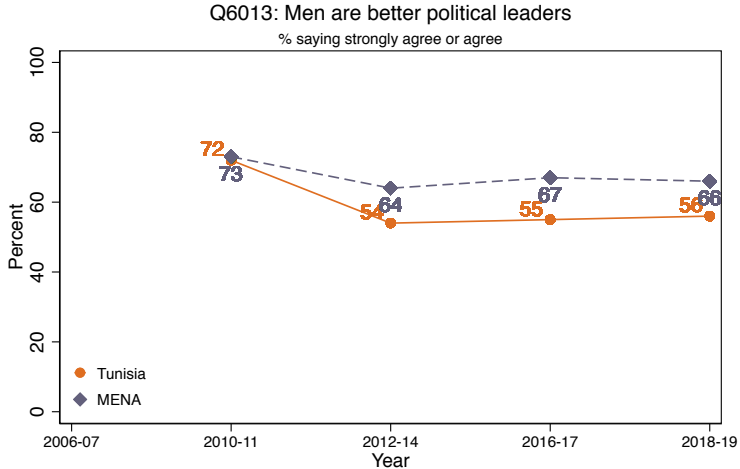
Notes: Weighted estimates.
Source: Arab Barometer.

Women as head of government



Notes: Weighted estimates.
Source: Arab Barometer.

Women as political leaders



Notes: Weighted estimates.
Source: Arab Barometer.

Arab Barometer has a lot more to offer

- ▶ Religious practice
- ▶ Political Islam
- ▶ Women's rights
- ▶ Charity
- ▶ Media usage
- ▶ Mental health
- ▶ Prevalence and types of disabilities
- ▶ ...



Michael Robbins, PhD
Director, Arab Barometer
Email: mdr7@princeton.edu



www.arabbarometer.org



[@arabbarometer](https://www.facebook.com/arabbarometer)



[@ArabBarometer](https://twitter.com/ArabBarometer)